Solardeland
Clean Energy For You

605W
Maximum output power

0~+5W
Power tolerance

SOLAR MODULE TYPE

DE-78M10HC **590W-605W**

EUROPEAN STANDARDS

- Higher output power, based on M10-182mm solar cells.
- Higher module quality ensures long-term reliability
- Ultra high cost-efficiency , high-efficiency solar module.
- Optimized electrical design and lower operating current for reduced hot spot loss and better temperature coefficient.
- MBB Technology, better light trapping and current collection to improve module power output and reliability.
- Excellent Anti-PID performance guarantee via optimized mass-production process and materials control

PRODUCT WARRANTY

12 YEARS PRODUCT WARRANTY

30 YEARS PERFORMANCE GUARANTEE

30 YEAR
Performance Guarantee

12 YEAR
Product Warranty

IEC 61730 61215 ISO CE

LINEAR PERFORMANCE WARRANTY

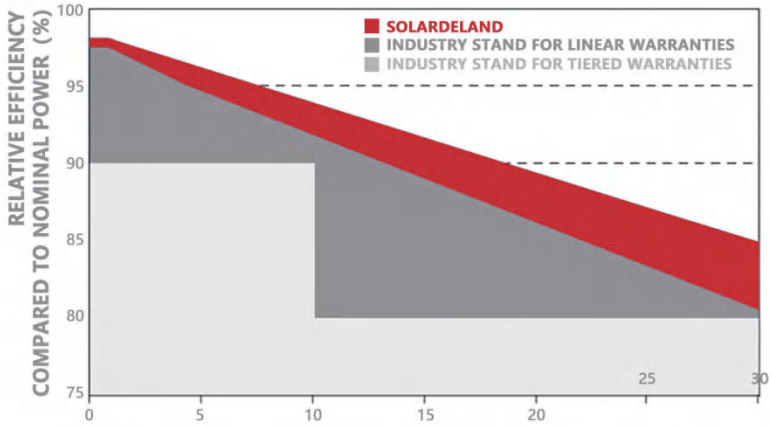

*Standard terms of guarantee for the 10 PV companies with the highest production capacity in 2014 (as at: September 2014)

Electrical Characteristics

STC : AM1.5 1000W/m² 25°C NOCT : AM1.5 800W/m² 20°C 1m/s Test uncertainty for Pmax: ±3%

Module Type	DE-78M10HC590W		DE-78M10HC595W		DE-78M10HC600W		DE-78M10HC605W	
Testing Condition	STC	NOCT	STC	NOCT	STC	NOCT	STC	NOCT
Maximum Power (Pmax/W)	590Wp	446Wp	595Wp	450Wp	600Wp	454Wp	605Wp	459Wp
Voltage at Maximum Power (Vmp/V)	44.28V	41.47V	44.38V	41.64V	44.48V	41.81V	44.58V	41.98V
Current at Maximum Power (Imp/A)	13.33A	10.75A	13.41A	10.80A	13.49A	10.86A	13.57A	10.93A
Open Circuit Voltage (Voc/V)	53.72V	50.75V	53.82V	50.85V	53.92V	50.95V	54.02V	50.50V
Short Circuit Current (Isc/A)	13.93A	11.42A	14.02A	11.47A	14.11A	11.52A	14.33A	11.55A
Module Efficiency(%)	21.20%		21.40%		21.60%		21.80%	

Mechanical Parameters

Cell Orientation	6*26 (156) solar half cells
Junction Box	IP 68 3 diodes
Output Cable	4.0mm² solar cable(IEC) (+)≥350mm (-)≥350mm or customized
Glass	3.2mm, High Transmission, AR Coated Heat Strengthened Glass
Frame	35mm Anodized Aluminium Alloy
Weight	29.0kg
Dimension	2455*1134*35mm
Packaging	31pcs/pallets,620pcs/ 40HQ Container

Operating Parameters

Operational Temperature	-40~+85 ℃
Power Output Tolerance	0~5W
Voc and Isc Tolerance	±3%
Maximum System Voltage	1000/1500VDC(IEC)
Maximum Series Fuse Rating	25A
Nominal Operating Cell Temperature	45±2℃
Protection Class	Class II
Fire Rating	UL type 1 or 2 IEC Class C

Mechanical Loading

Front Side Maximum Static Loading	5400Pa
Rear Side Maximum Static Loading	2400Pa
Hailstone Test	25mm Hailstone at the speed of 23m/s

Temperature Ratings (STC)

Temperature Coefficient of Isc	0.048%/℃
Temperature Coefficient of Voc	-0.28%/℃
Temperature Coefficient of Pmax	-0.35%/℃

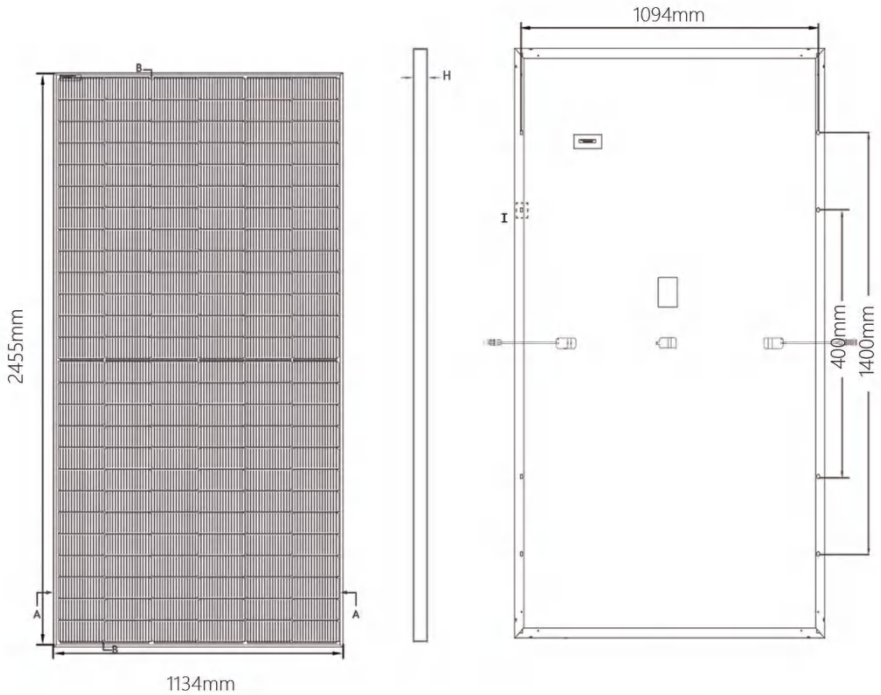

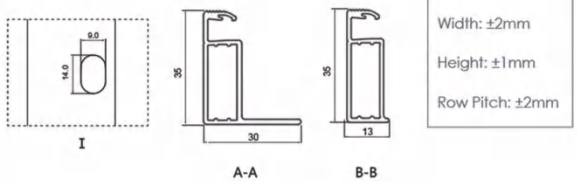

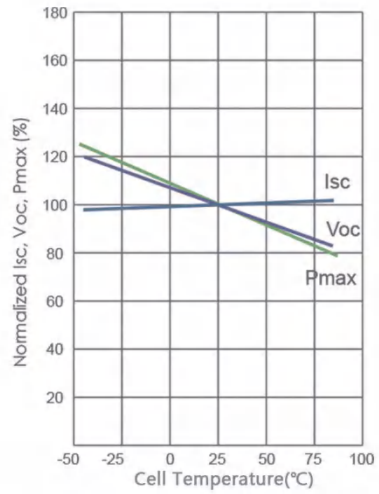

Temperature Dependence of Isc,Voc,Pmax

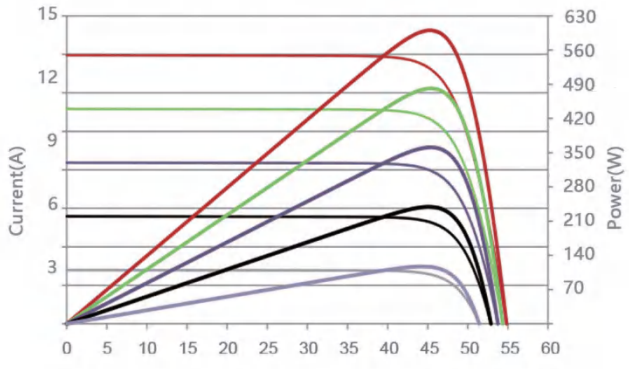

Current-Voltage & Power-Voltage Curves

Solardeland
www.solardeland.com info@solardeland.com +49 1520 6248869
Bessemerstraße 82, 10. OG Süd, Berlín, 12103, Deutschland

Solardeland Clean Energy For You

© 2022 SOLARDELAND All rights reserved.